

Shark®

XFBT200

WV200 Series

Battery Removal and
Installation Instructions

IMPORTANT SAFETY INSTRUCTIONS

FOR HOUSEHOLD USE ONLY

READ CAREFULLY BEFORE USE

SAVE THESE INSTRUCTIONS

⚠ WARNING


To reduce the risk of injury, fire, electric shock, and property damage resulting from improper use of the appliance, carefully observe the following instructions. This unit contains electrical connections and moving parts that potentially present risk to the user.

LITHIUM-ION BATTERY

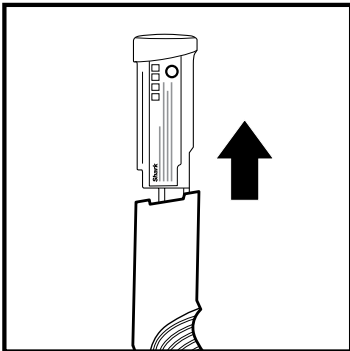
1. The battery is the power source for the appliance. **DO NOT** carry the appliance with your finger on the power button. **DO NOT** charge appliance with the power on.
2. Use only the included charging dock to charge. Use of incorrect charger may create a risk of fire.
3. Use appliance only with included lithium-ion battery. Use of any other battery may create a risk of injury and fire.
4. Under abusive conditions, liquid may be ejected from the battery. Avoid contact with liquid, as it may cause irritation or burns. If contact occurs, flush with water. If liquid contacts eyes, seek medical help.
5. Store the appliance indoors. To maintain battery life, **DO NOT** use or store battery at temperatures below 37.4°F (3°C) or above 104°F (40°C).
6. **DO NOT** expose appliance to fire or temperature above 266°F (130°C) as it may cause explosion.
7. There are **NO** serviceable parts. To ensure safety, **DO NOT** modify or attempt to repair the appliance.

To remove battery:

1. To remove the battery cap on the handle, insert the edge of a coin into one of the side slots, and rotate gently to loosen the cap. Insert the coin into the slot on the other side, and rotate to pop off the cap.

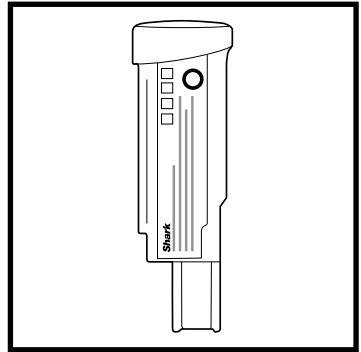


2. Gently pull the cap to slide out the battery. Set the battery on a level surface.

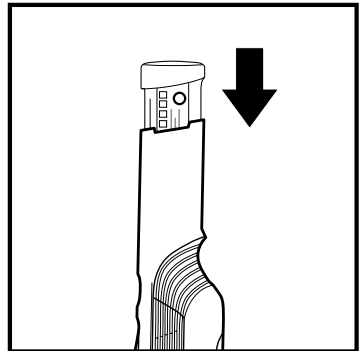


To install battery:

1. Align the battery with the compartment in the handle, then carefully slide the battery into the compartment. You may need to adjust the angle slightly to slide the battery into place.



2. Press the cap until the battery clicks securely into place.



BATTERY REMOVAL AND DISPOSAL

This product uses a rechargeable and reusable lithium-ion battery. When the battery no longer holds a charge, it should be removed from the hand vacuum and recycled. **DO NOT incinerate or compost the battery.**

When your lithium-ion battery needs to be replaced, dispose of it or recycle it in accordance with local ordinances or regulations. In some areas, it is illegal to place spent lithium-ion batteries in the trash or in a municipal solid waste stream. Return spent battery to an authorized recycling center or to retailer for recycling. Contact your local recycling center for information on where to drop off the spent battery.



The RBRC™ (Rechargeable Battery Recycling Corporation) seal on the lithium-ion battery indicates that the costs to recycle the battery at the end of its useful life have already been paid by SharkNinja. In some areas, it is illegal to place spent lithium-ion batteries in the trash or municipal solid waste stream and the RBRC program provides an environmentally conscious alternative.

RBRC, in cooperation with SharkNinja and other battery users, has established programs in the United States and Canada to facilitate the collection of spent lithium-ion batteries. Help protect our environment and conserve natural resources by returning the spent lithium-ion battery to an authorized SharkNinja service center or to your local retailer for recycling. You may also contact your local recycling center for information on where to drop off the spent battery, or call 1-800-798-7398.

SharkNinja Operating LLC
US: Needham, MA 02494
CAN: Ville St-Laurent, QC H4S 1A7
1-800-798-7398
sharkclean.com

Illustrations may differ from actual product. We are constantly striving to improve our products; therefore the specifications contained herein are subject to change without notice.

© 2021 SharkNinja Operating LLC. SHARK is a registered trademark of SharkNinja Operating LLC.
RBRC is a trademark of Rechargeable Battery Recycling Corporation.
XFBT200_PKG_INSRT_REV_Mv2
PRINTED IN CHINA