

Shark® Navigator™ PROFESSIONAL

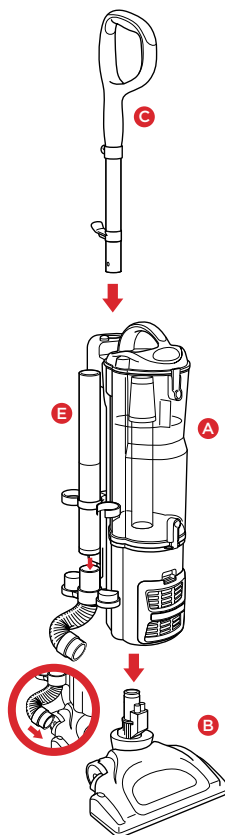
QUICK START GUIDE

WHAT'S INSIDE

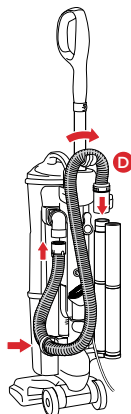
- A** Vacuum Body
- B** Motorized Floor Brush
- C** Handle Assembly
- D** Super Stretch Hose
- E** Cleaning Wand
- F** Extension Wand
- G** Dusting Brush
- H** Crevice Tool
- I** Air-Driven Pet Brush

ASSEMBLY

- 1** Assemble vacuum.
- 2** Attach tools.

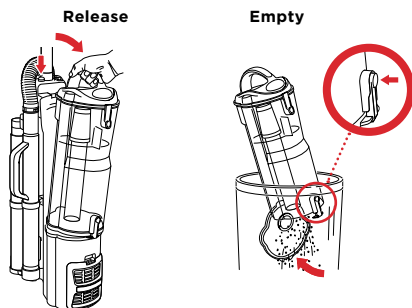


- 2** Attach tools.
- 3** Attach stretch hose.

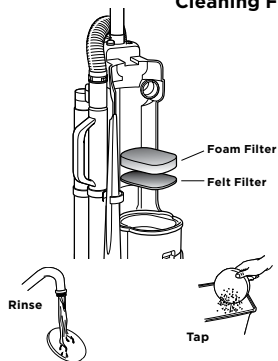


MAINTENANCE

Empty dust cup after each use



Cleaning Filters



TIP:

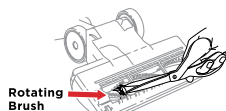
Wash filters every month to keep the suction strong.

Rinse filters and allow to air-dry completely. Tap loose dirt from foam filters as needed between washes.

NOTE:

The foam filters may discolor over time.

Cleaning the motorized floor brush



When your motorized floor brush needs cleaning or locks onto an object, it automatically shuts down to prevent damage to your lifetime belt. The indicator light will illuminate red, warning you to turn off the vacuum and clear the blockage immediately. The light will reset itself once blockage has been cleared and power has been cycled on/off or vacuum has been locked in the upright position.

- 1** Detach the motorized floor brush from the detachable canister.
- 2** Inspect the opening underneath and the rotating brush. If a buildup of debris is present, remove it. Carefully cut anything wound around the rotating brush with scissors. Avoid damaging or cutting the bristles.

USING THE VACUUM

FLOOR SETTINGS

1

Start with the Power switch in the "O" - (Off) position.



2

Place your foot on the Floor Power Nozzle and tilt handle back to release the motorized floor brush and engage the brushroll.



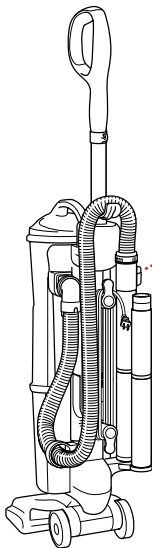
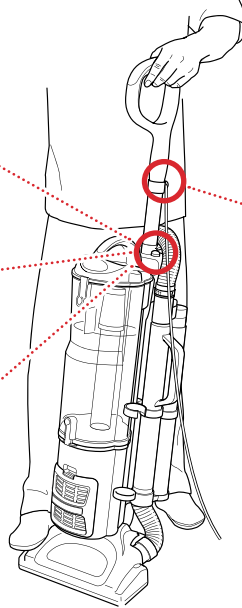
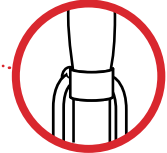
3

Set the Power Switch to desired cleaning setting.



4

Push the power cord into the groove on the handle and then secure the power cord into the cord clip.



Adjust suction release as needed.

Attach any of the specialized cleaning accessories to the handle or wand.



For questions or to register your product, contact us at 800-798-7398 or visit us online at sharkclean.com



@sharkcleaning