

Please be sure to read the enclosed Shark® Owner's Guide prior to using your unit.

# Shark® Navigator SWIVEL PLUS

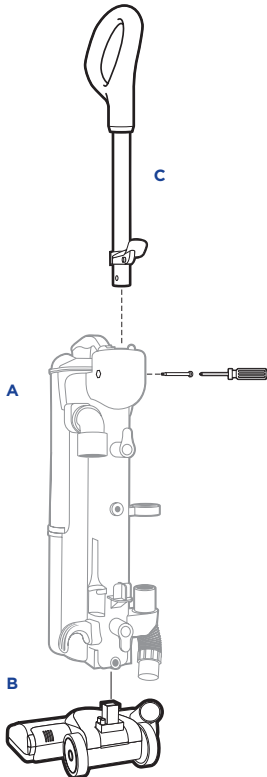
## QUICK START GUIDE

### WHAT'S INSIDE

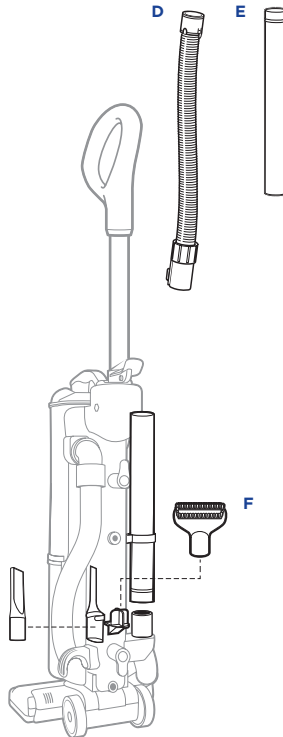
- A** Vacuum Body
- B** Motorized Floor Brush
- C** Handle Assembly
- D** Super Stretch Hose
- E** Cleaning Wand
- F** Cleaning Attachments

### ASSEMBLY

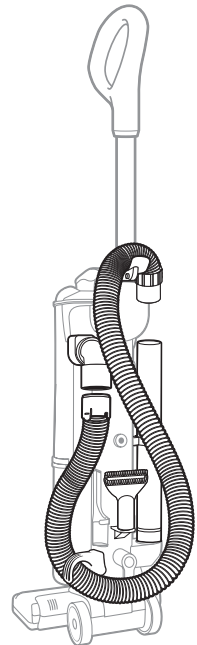
#### ASSEMBLE VACUUM



#### ATTACH TOOLS



#### ATTACH STRETCH HOSE



For additional parts and accessories, visit [sharkaccessories.com](http://sharkaccessories.com)

# FLOOR SETTINGS

## CHOOSE FLOOR SETTING



Off

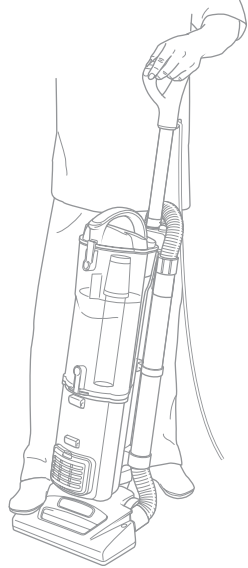


Bare floors



Carpets

Pull handle toward you to release the motorized floor brush and the brushroll.



# MAINTENANCE

Empty the dust cup after each use.

### Wash filters every 3 months

Rinse filters and allow to air-dry completely.

Tap loose dirt from foam filters as needed between washes.

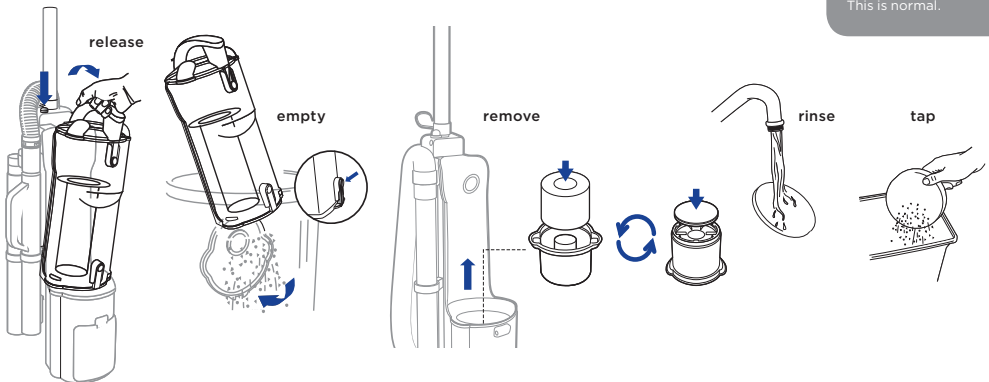
Note: The foam filters may discolor over time. This is normal

#### TIP:

Wash filters every 3 months.

Rinse filters and allow to air-dry completely. Tap loose dirt from foam filters as needed between washes.

Note: The foam filters may discolor over time. This is normal.



For questions or to register your product, contact us at 1-800-798-7398 or visit us online at [sharkclean.com](http://sharkclean.com)



@sharkcleaning