

Please be sure to read the enclosed Shark® Owner's Guide prior to using your unit.

Shark® Navigator

SWIVEL PLUS

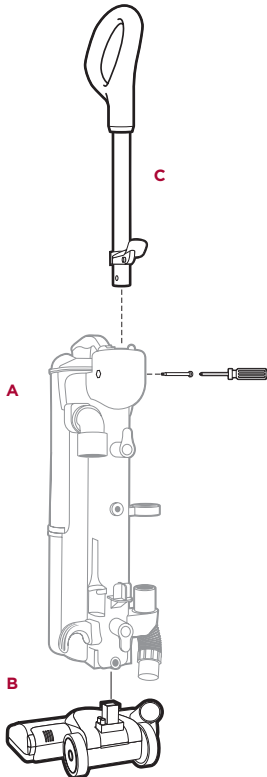
QUICK START GUIDE

WHAT'S INSIDE

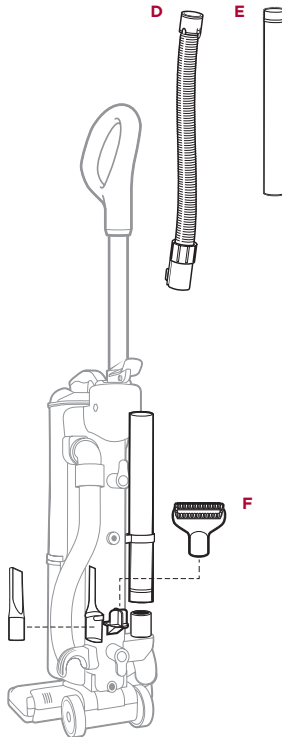
- A** Vacuum Body
- B** Motorized Floor Brush
- C** Handle Assembly
- D** Super Stretch Hose
- E** Cleaning Wand
- F** Cleaning Attachments

ASSEMBLY

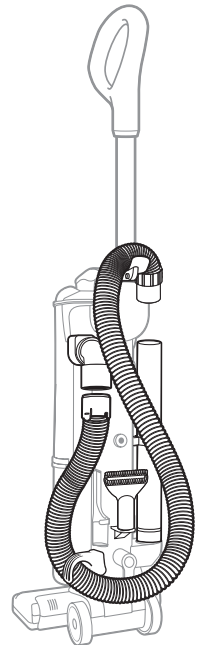
ASSEMBLE VACUUM



ATTACH TOOLS



ATTACH STRETCH HOSE



For additional parts and accessories, visit sharkaccessories.com

FLOOR SETTINGS

CHOOSE FLOOR SETTING



Off

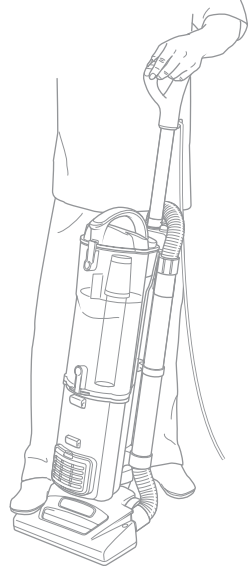


Bare floors



Carpets

Pull handle toward you to release the motorized floor brush and the brushroll.



MAINTENANCE

Empty the dust cup after each use.

Wash filters every 3 months

Rinse filters and allow to air-dry completely.

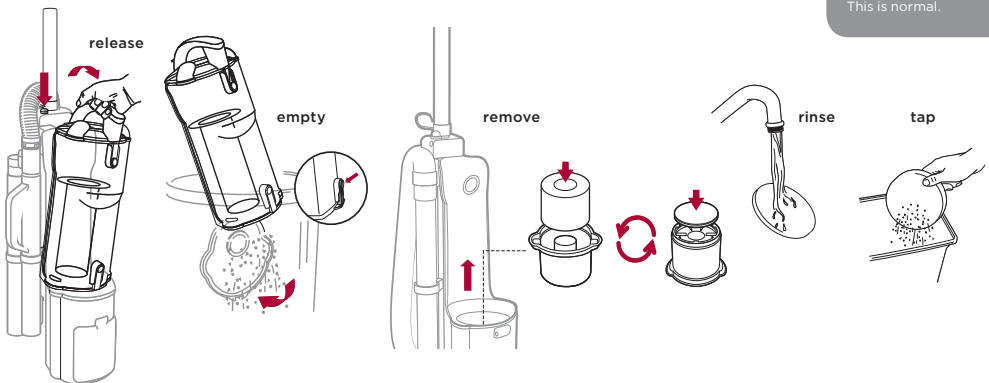
Tap loose dirt from foam filters as needed between washes.

Note: The foam filters may discolor over time. This is normal

TIP:
Wash filters every 3 months.

Rinse filters and allow to air-dry completely. Tap loose dirt from foam filters as needed between washes.

Note: The foam filters may discolor over time. This is normal.



For questions or to register your product, contact us at 1-800-798-7398 or visit us online at sharkclean.com



@sharkcleaning