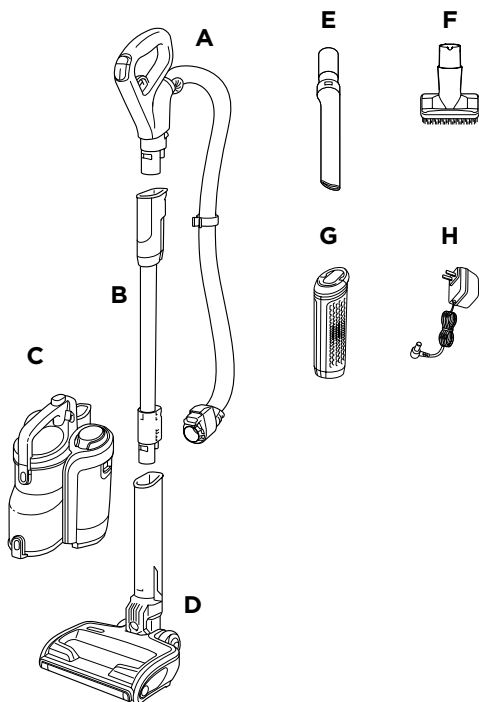


Shark ION P50 CORD-FREE POWERED LIFT-AWAY®

QUICK START GUIDE

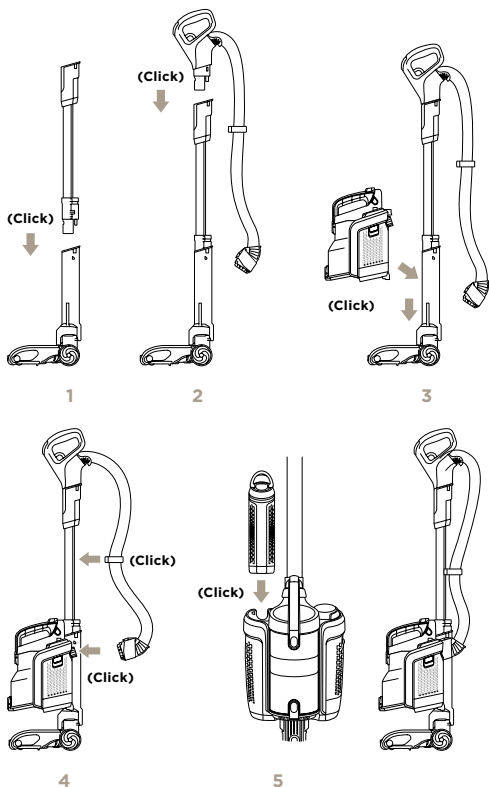
WHAT'S INSIDE

- A Handle and Hose
- B Wand
- C Detachable Vacuum Pod
- D DuoClean® Floor Nozzle
- E 8" Crevice Tool
- F Dusting Brush
- G ION Power Core Battery
- H ION Power Core Charger



ASSEMBLY

1. Insert wand into floor nozzle.
2. Insert handle into wand.
3. Align the bottom of pod onto the rails on the front of the neck of the floor nozzle. Slide pod down the rails until it clicks into place.
4. Connect hose to back of pod, and attach hose clip onto wand.
5. Insert charged battery into pod with the handle toward the back. To ensure proper insertion, the handle on battery must be down.

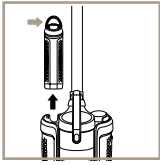


NOTE: For additional accessories, including the Charge & Go Floor Dock, visit sharkaccessories.com.

IMPORTANT: For proper operation, ensure all connections are securely clicked into place.

NOTE: The battery must be charged before first use. A complete charge takes approximately 3.5 hours.

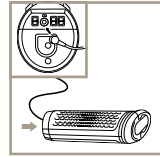
2 WAYS TO CHARGE



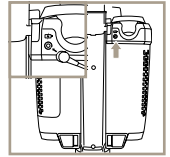
To remove the battery for charging, lift the handle on top of the battery and pull up. The battery must be charged before first use.

A complete charge takes approximately 3.5 hours.

IMPORTANT: When charging, connect the charger to the port first, then plug the charger into wall outlet.



Out of Vacuum



In Vacuum

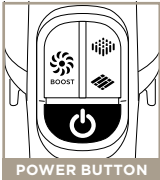
NOTE: Charge Indicator on top of battery will illuminate and flash while charging. See enclosed Owner's Guide for details.

NOTE: Only one charger is provided.

Visit sharkaccessories.com to purchase additional charging options.

VERSATILE FLOOR-TO-CEILING CLEANING

SETTINGS



POWER BUTTON

Press icon to turn power on or off.

Power



SURFACE

Press icon to select surface setting:

Carpet
For carpets.

Floor
For bare floors and small area rugs.



SUCTION LEVEL

Press icon to boost power:

ION BOOST
When in Lift-Away® mode, press **BOOST** icon to turn on or off.

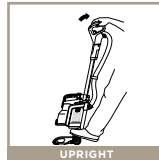
The default power setting on floors and carpets is ION Power mode. For an additional boost of suction power, press and hold the **BOOST** icon.

IMPORTANT: Your unit will default into **ION BOOST** mode when using in Lift-Away. **ION BOOST** mode shortens runtime.

NOTE: For deep carpet cleaning per ASTM F608 (embedded dirt in carpets), use **Carpet** setting.

NOTE: Select **Carpet** for stuck-on dust and debris.

MODES




UPRIGHT

For cleaning carpets and hard floors. To activate brushroll, step on floor nozzle and tilt handle back.



UNDER FURNITURE

Use Powered Lift-Away® to reach under furniture to clean carpets and hard floors.



LIFT-AWAY® WITH WAND

Use the wand in Lift-Away mode for more reach when cleaning above-floor areas like crown molding or baseboards.



LIFT-AWAY WITH HANDLE

Use the handle in Lift-Away mode for more detailed cleaning of above-floor areas like upholstery or window sills.

NOTE: Reference Owner's Guide for instructions on how to transition to each cleaning mode. Vacuum pod may also remain on floor nozzle in Lift-Away mode.

NOTE: All accessories can be attached to the wand or the handle.

