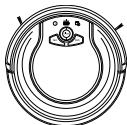


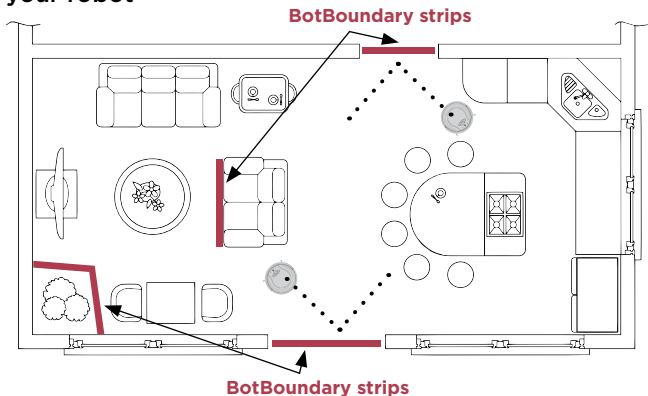
SharkION ROBOT™



PREPPING YOUR HOME USING BOTBOUNDARY™ STRIPS

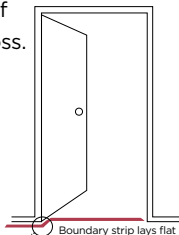
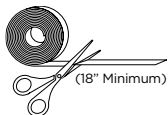
Use the BotBoundary™ strips to quickly and easily create “no-go zones” to keep your robot out of the areas you would like it to avoid. These may include:

- Near power cords that might cause tangles
- Hallways where you'd rather your robot not travel
- Around furniture with low clearance that may trap your robot



USAGE INSTRUCTIONS

1. Cut the BotBoundary™ strip to the desired length, **18" Minimum**, so it covers the entire perimeter of an object or spans the length of the doorway you'd rather your robot not cross.
2. Simply lay the BotBoundary strip **flat** on the floor or under an area rug. For best results, make sure your BotBoundary strip is completely flat against the floor.
3. With the provided connectors, you can create angles to customize the BotBoundary strips to fit your home.



When setting up your BotBoundary™ strips it is useful to either make a closed loop around an object using the included connectors or to place them between fixed objects, like door frames or legs of a couch.

Contact us at 800-798-7398 or visit us online at sharkclean.com



@sharkcleaning