

Please be sure to read the enclosed Shark® Owner's Guide prior to using your robot.

Shark ION ROBOT™

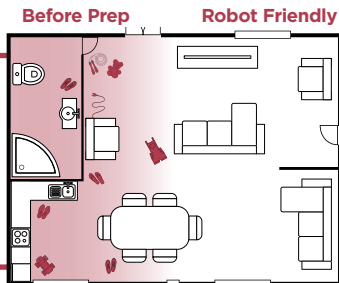
EASE OF A ROBOT. PERFORMANCE OF A SHARK.™

TIPS AND TRICKS FOR GREAT PERFORMANCE

Your Shark ION ROBOT is designed with **SmartSensor** technology so it can clean all areas of your floors and navigate its way out of tight spaces. During your first few cleanings, you may need to make some small adjustments to optimize your robot's performance.

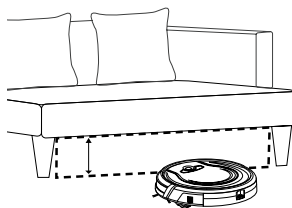
CORDS AND OBSTRUCTIONS

Always prep your home before cleaning. Some furniture or loose cords may create problems for your robot. Clear away cords and obstructions or block off the area with the included BotBoundary™ strips.



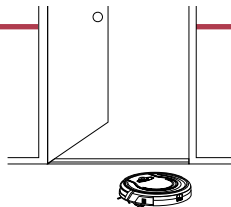
LOW-CLEARANCE FURNITURE

Your robot may find its way under furniture with low clearance, but not be able to free itself. Use furniture risers to increase clearance, or create a no-go zone with the included BotBoundary strips.



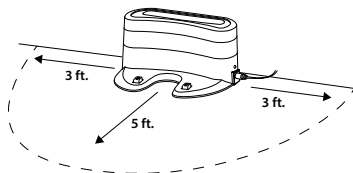
DOORWAY THRESHOLDS

Your robot can easily climb over most common thresholds. However in some situations they may present a challenge. Use the included BotBoundary strips to block off these areas.



RETURNING TO DOCK

Make sure the dock is set up as shown. If your robot roams too far, it could have trouble finding the dock. It may be helpful to block off part of your home with the included BotBoundary strips, or to add a second dock (available at sharkaccessories.com)



Tip: You can use the included connectors to create angles with your included BotBoundary strips.