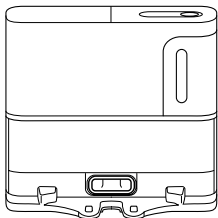


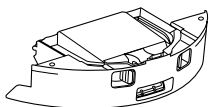
What's Included:

Robot Dock



Charging dock for robot.

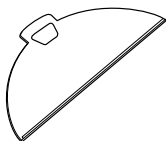
Self-Empty Dust Bin



Enables Self-Empty feature for dry vacuuming.

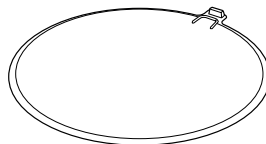
Note: the Self-Empty Dust Bin comes pre-inserted in the robot.

Mopping Pad



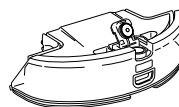
Reusable mopping pad for vacuuming and mopping mode.

Landing Mat



Sits under the robot dock.

VAC & MOP 2-in-1 Dust Bin



Enables mopping mode while holding dry debris from vacuuming.

Note: The VAC & MOP 2-in-1 Dust Bin will not self-empty. It will require manual cleaning after use.

VACMOP® Bottle



2-liter refill bottles available for purchase on sharkclean.com

Two Easy Steps If You're Stuck:

1. Visit: sharkclean.com/support

- Owner's Guide
- Troubleshooting
- How-To Videos
- FAQs
- Tips & Tricks

2. For additional help, call **1-888-228-5531** for robot support.

Maximize Your Robot Experience:

Tips and tricks for getting the most out of your robot.

- To manually turn ON /OFF your robot, hold down the **DOCK** button for 5-7 seconds.
- Clear the area of cords and wires before each clean.
- Use mopping mode for daily maintenance and stuck-on messes.
- Only use Shark® VACMOP® cleaning solution or water when mopping.
- Always place your robot on a level surface when performing maintenance.
- Clean brushroll and filter regularly.